

ALUMINIUM SCAFFOLDING - SINGLE WIDTH 5M TOWER HEIGHT

Features

- ACE's Single Width Scaffold Tower offer an excellent solution with its 80 Cm wide frames for narrow spaces.
- The Maximum working height for interior and exterior work is 10mtr.
- Safe working load is 175Kg per platform and the total weight including the tower is 550Kg.
- The platform is secured with wind anchor.
- The frames are connected with rigid spigot straight for easy assembling and dismantling along with locking pins to prevent accidental removal of frames.
- Frame Width Available 0.60, 0.80, 0.90 & 1.00 meter
- Main Frame Heights available 1.5, 2.0 meter.
- Frame Length available 1.5, 1.8, 2.00 & 2.5 meter.



Our access equipment products are manufactured to BS EN.1004 Standard.

Description:

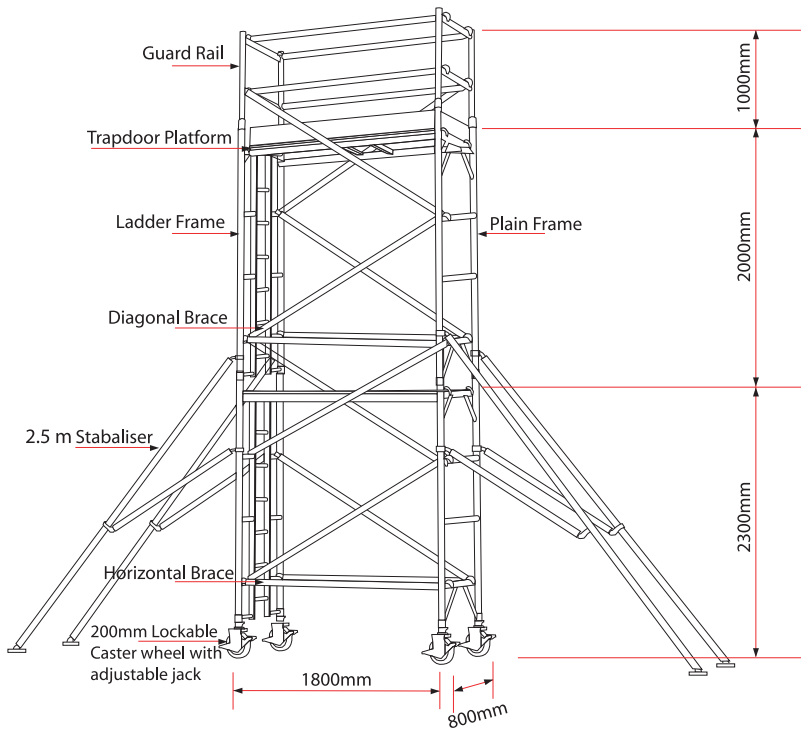
SN.	Description of goods	Qty	Weight (Kg)	CBM
	ALUMINUM LADDER FRAME MOBILE SCAFFOLDING SINGLE WIDTH 5mtr TOWER HEIGHT AS PER BRITISH STANDARD W:0.80Mtr, L:1.80Mtr, Tower Ht:5.3Mtr, Platform Ht:4.3Mtr, Reach Ht:6.3Mtr	1 Set		
1.	Aluminum Single Width 4 Rung Ladder Frames 80Wx200cmH	2	14.6	0.24
2.	Aluminum Single Width 4 Rung Span Frames 80Wx200cmH	2	14	0.24
3.	Aluminium Single width 2 Rung span Frames 80W x 100H	2	13.2	0.44
4.	Anti Slip Working Platform Trapdoor 180x55cm	1	11.5	0.16
5.	Diagonal Braces 202cm long	8	14.4	0.064
6.	Horizontal Braces 180cm long	8	13.6	0.056
7.	Heavy duty Castor wheels with dual brakes (8")	4	21.2	0.04
8.	Adjustable jack 50 cm long	4	6	0.04
9.	Stabilizer 2.5m	4	18	0.4
10.	Wooden toe board	1	1	0.0008
11.	Snap pin	8	0.16	
	Total	44	127.66	1.68

ACE Aluminum Tower

Highly Versatile with variable heights and ready to erect

Single width with built in ladder

SWL = 175kg per platform / 550 kg per tower



Tower Ref.	SW- 180 x 80/5
Working Height	6.3 m
Tower Height	5.3 m
Platform Height	4.3 m
Width	0.8 m
Length	1.8 m



Ladder Frame



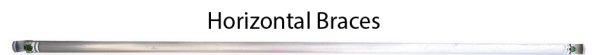
Span Frame



Platform Door



Guard Rail



Horizontal Braces




Stabilizer




Adjustable Base Jack




Wooden Toe Board



Snap Pin



Diagonal Braces



8" Caster Wheel with Dual Brake